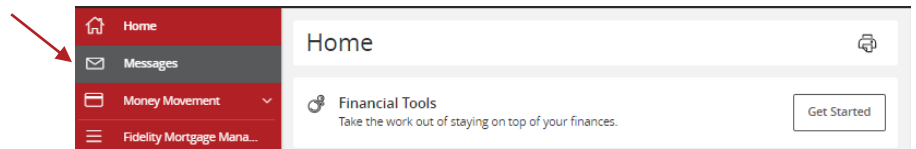


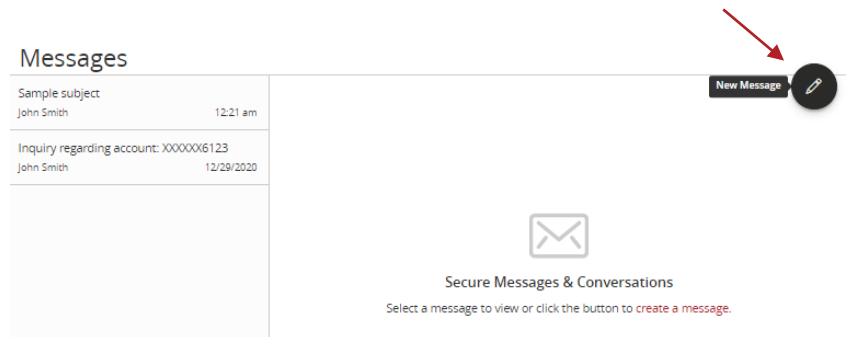
NOTE: The 'Messages' feature is a secure messaging function which allows for two-way communication between the online banking user and Fidelity Bank and Oklahoma Fidelity Bank. Since the message is delivered securely within the Online Banking system, sensitive material.

1. Select the 'Messages' menu.

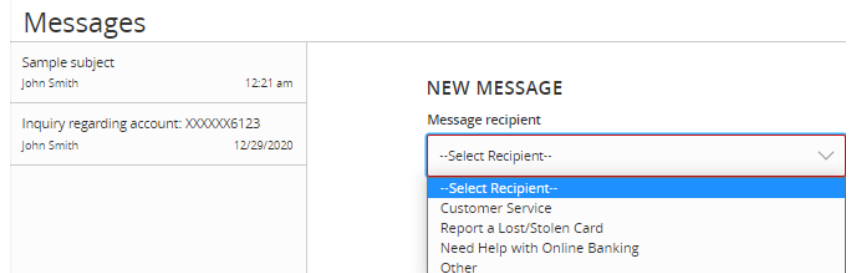


NOTE: Both incoming and outgoing messages will appear in the column directly to the right of the menus in descending date order (newest on top).

2. Click pencil icon on the right side of the screen.



3. Select the appropriate 'Message recipient' from the drop-down menu.



For further assistance, please call customer service:
Fidelity Bank - 800.658.1637
Oklahoma Fidelity Bank - 800.757.0464

- 4. Enter the desired 'Message Subject' and 'Message'.

NEW MESSAGE

Message recipient

Customer Service 

Message subject

Sample

Message


Sample Message

Go back

Send message



- 5. Click 'Send Message' at the bottom of the screen to submit the message.

- 6. Select the arrow icon beneath the pencil to reply to a secure message or the trash bin to delete the message.



SAMPLE SUBJECT

This message should never expire

John Smith 12/30/2020 - 12:21 AM

Sample message

For further assistance, please call customer service:
Fidelity Bank - 800.658.1637
Oklahoma Fidelity Bank - 800.757.0464